

AROCS 4153 K 8X4/4



Sermac Srl

Mercedes-Benz
Trucks you can trust



Orderdata (Order 1455795515)

A1E	Front axle 9.0 t	K0T	Main tank, left
A1Y	Front axle, straight version	K3T	AdBlue tank, 25 l
A2G	Rear axle, crown wheel 300, planetary, 13.4 t	K5A	Tank, 290 l, left, 650 x 565 x 950 mm, steel
A6J	Axle ratio i = 5.333	K5M	Tanks, lockable
B1B	Electronic braking system with ABS and ASR	K7R	Exhaust pipe, straight, above second axle
B1F	Heating, electronic air-processing unit	K8D	Exhaust sys.,tailpipe to right/outwards,horizontal
B1H	Electr. compressed air supply and control, centre	L0A	Illumination regulation, in acc. with UN-R 48.06
B2A	Disc brakes on front and rear axle	L0Y	Tail lamps wiring harness, extended
B2E	Disc brakes with full protection	L1B	Daytime driving lamps
B2X	Parking brake, electronic	L1H	Foglamps, halogen
B2Z	Parking brake, additional on front axle	L2H	Side marker lamps, flashing
B3H	Water-type secondary retarder	L9A	Pre-installation for rotating beacons
B4A	Condensation monitoring, for compressed air sys.	L9B	Pre-installation for additional headlamps
B4M	Air reservoir, steel	M0C	Bottom shell to prevent swirling-up of dust
CLW	Steering oil cooling	M0Q	Noise regulation acc. to UN-R 51.03, phase 2
C3S	Wheelbase 6350 mm	M3E	Eng. OM471,inline 6, 12.8 l, 390kW (530hp),2600 Nm
C4E	Frame overhang 2200 mm	M4X	Engine version Euro VI, E
C5P	Bolted frame	M5D	3. Engine generation OM471
C6H	Steering, Servotwin, 4-axle and 9t FA, air	M5V	High Performance Engine Brake
C6J	Power steering pump, uncontrolled	M6L	Air compressor, 2-cylinder
C6Q	Stabiliser, front axle	M7I	Insect screen in front of cooling system
C6Y	Stabiliser, under frame, rear axle	M8A	Air intake from front
C7A	Rear underride guard (ECE)	M9V	Deletion, guard plate, bumper
C7F	Front underride guard (ECE), aluminium	N4Z	Live power take-off, clutch-dependent, MB 1.65
C7J	Battery carrier, batteries side by side	N6L	Transmission lock, live power take-off
C8F	Wing, for chassis transit	N6U	Deletion, tipper drive
C9S	Deletion mounting parts, on frame	N6Z	Transmission oil cooling
D0S	Compressed-air connection, in cab	N7K	Engine PTO, rear, c, hydraulic pump SAE A
D1D	Driver's suspension seat, ventilated	N9U	PTO flange with cross serrations, D=120 mm
D1N	Fold-up co-driver's seat	O0C	Coolant service interval, medium for SWR
D2N	Driver's seat backrest, release mechanism	O0T	TruckLive
D2Y	Seat belt monitor	O1E	Coolant pressure regulation
D3K	Seat cover, Dinamica, black, driver's seat	O1T	Interior colour greige/anthracite
D3T	Seat cover, velour, co-driver's seat, centre seat	O1Z	Steering, indirect
D5Y	Rubber mats, driver's and co-driver's side	O2F	PTO, NMV or engine, rear
D6F	Air conditioning system	O2N	Starter Melco 95P65
D6I	Residual engine heat utilisation	P0Q	Cover, for wheel arch and engine
D6M	Auxiliary hot water heater, cab	P9Y	Space for control unit omitted next to driv.seat
D6Z	Construction-site filter	Q1W	Front spring, 2 x 9.0 t, 4-leaf
D7G	Stowage compartment lid, driver and co-driver side	Q3C	Rear spring, 2 x 15.0 t
D8A	Roof hatch/vent, roof	Q8R	End cross-member, reinforced
E0D	Battery sensor, Hella	R0L	Tyres, customer request, FA
E0F	Batteries from company Exide	R0M	Tyres, customer request, FA/lead. axle/trail. Axle
E1C	Batteries 2 x 12 V/220 Ah, low-maintenance	R0N	Tyres, customer request, RA
E1N	Alternator 28 V/100 A	R0O	Tyres, customer request, 2nd RA/twinty.trail.axle

Orderdata (Order 1455795515)

E3L	Socket, 24 V/15 A, co-driver footwell	R0Z	Wheel-nut cap
E3W	PSM, 2nd generation	R1Q	15-degree tapered rims, 9.00 x 22.5
E4B	Interface, fleet management system FMS	R1T	15-degree tapered rims, 11.75 x 22.5, front axle
E4C	Additional functions, for body manufacturer	S5A	Speed limiter, 90 km/h (56 mph), ECE
E5A	No. 1 switch, for non-MB body electrics	S5Z	Cruise control
E5B	No. 2 switch, for non-MB body electrics	S8A	First aid kit
E5H	Switch for night-time driving light	S8C	Hazard warning triangle
E6Z	Reversing buzzer	S8D	Warning lamp
E9G	Provision for fitting electrical devices	S8E	Reflective safety jacket
F0F	Side module, N3 vehicle	U1W	AdBlue lines, water-heated
F0Y	Mirror cover, construction vehicle	U2G	Exhaust box
F1C	M-cab CompactSpace, 2.30 m, tunnel 170 mm	U2I	Control code EBS, 4th generation
F1Q	M-cab	U2M	Control code, ASAM
F2B	Floor variant, tunnel 170 mm	U2T	Control code, exhaust box, rear outlet
F2G	Cab width 2.30 m	U2V	Control code, catalytic converter kit 2
F2N	Cab, 600 mm attachment height	U3D	Control code, CAN star points, classic
F2T	CompactSpace	U3F	Control code, global AdBlue sensor (GMS DEF)
F3B	Cab mountings, comfort, steel-sprung	U3N	Control code, navigation map, EU region
F3W	Cab tilting mechanism, mechanical-hydraulic	V0S	Vehicle class N3
F4H	Cab rear wall, without window	V0X	Ground clearance under front axle, minimum 250 mm
F4X	Stowage compartment exterior flap, left	V0Y	Ground clearance under rear axle, minimum 250 mm
F5Y	A-pillar trim	V0Z	Ground clearance between axles, minimum 300 mm
F6D	Windscreen, tinted, with filter band	V1B	Arocs
F6I	Front mirror, heated	V1Z	Grounder
F6Q	Air horn	V2J	Arocs model generation 5
F7B	Bumper, with steel corners	V8A	Chassis number FIN
F7D	Bumper centre section w. towing eyes, coupling	V9G jaw	Technical changes model year October
F7Y	Cab entrance, left/right, movable	W8M	Weight variant 44.0 t (9.0/9.0/13.0/13.0)
F8B	2 remote control keys	X2A	Model identification, acc. to weight variant
F8E	Locking system, with central locking	X2E	Model plate, EU
F8F	Extended central locking	X2N	"L" information plate, night driving ban, Austria
F8H	2 remote control keys, additional	X2T	Maintenance Documentation
F8V	Light sensor	X2V	Inner/outer turn. circle not as per ECE dir.
G0C	Powertrain, 44 t to 120 t	X3Z	Powertrain warranty as per T and Cs 3yrs/250,000km
G0K	Drive program, economy/power	Y1G	Assignment of cab paintwork, top coat line 2
G0R	Transmission support arms, optimised for removal	Y1W	Refrigerator, on engine tunnel
G0T	Predictive Powertrain Control	Y4J	2 wheel chocks
G2D	Transmission G 280-16/11.7-0.69	Y4Z	Compressed-air gun, with hose
G5B	Double-disc clutch	Z1H	EBS, Wabco
G5G	Mercedes PowerShift 3	Z1X	EAPU equipment, item 1
G5L	PowerShift Advanced	Z3D	Switch module 2, type B
I2H	Tyres, tubeless, size 315/80 R 22.5, rear axle	Z3F	Switch module 7
I2P	Tyres tubeless, 385/65 R 22.5, fr./lead./trl. axle	Z3H	Side marker lights, 1st pair

Orderdata (Order 1455795515)

I4L	Wheel arrangement 8x4/4	Z3J	Side marker lights, 3rd pair
I5J	41.0-tonner	Z3K	Side marker lights, 4th pair
I6B	Tipper chassis	Z3T	Front underride guard location 725 mm
I6I	Vehicle production plant Wörth	Z3Z	Export code
I6K	Heavy-duty model series, new generation from 18 t	Z4O	Tank cross-section, narrow
I6M	Heavy-duty vehicles from 18 t, off-road	Z4Q	Tank cross-section, low
I6W	Leaf suspension, rear axle	Z5E	OM 471
J1M	Dig. tachograph, 2nd gen., version 2, ADR	Z5G	Fan position, on crankshaft
J1S	Tachograph manufacturer VDO	Z5K	Fan ratio, 1:1.2
J2K	Speaker, 2-way system	Z5P	Clutch supplier F&S
J2U	Navigation system	Z5V	Starter with M10, HDEP
J3U	Requirement: FleetBoard Manager app	Z5X	Left-hand drive
J3V	Truck Data Center 7	Z5Y	Vehicle, for right-side traffic
J6C	Multimedia Cockpit, interactive	Z7J	Aluminium battery lines
J6Z	Preinstallation Mercedes-Benz Truck App Portal	Z7K	Paint, additional control code
J8Y	Pre-installation for Truck Data Center 7		

SP-REQ. no.	Description
-------------	-------------

5RZ51



MADE IN ITALY

PLACING BOOM:
OPENING SYSTEM "RZ"

PUMPING UNIT:
UP TO 200 m³/h

TOTAL WEIGHT:
< 37 t (81571 lb) on vehicle 4 axles

ASSEMBLY ON VEHICLE 4 AXLES:
**WB 5,700 – 6,350 mm
(18'7" – 20'8")**

TECHNICAL CHARACTERISTICS



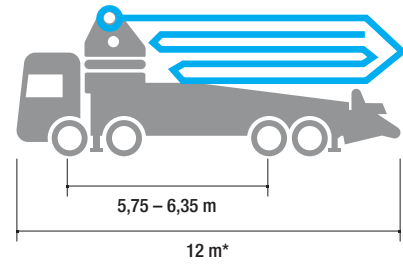
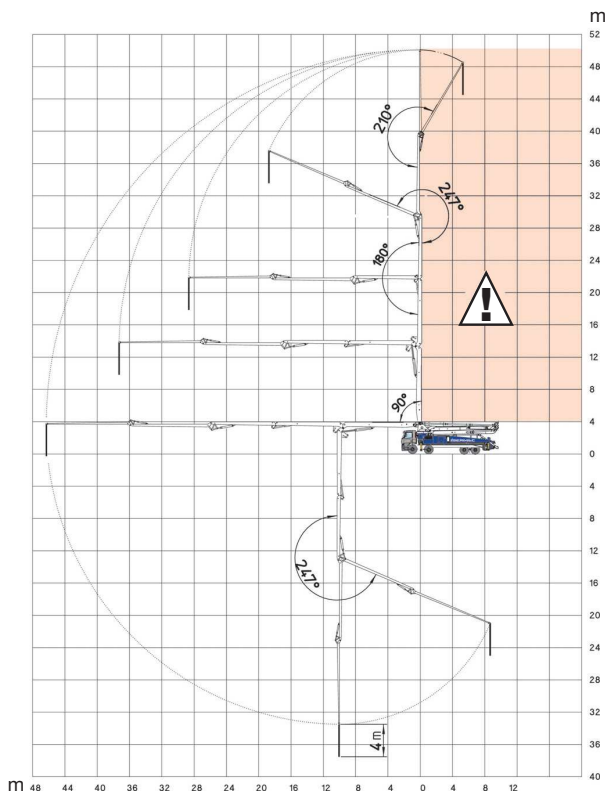
- Concrete pump designed and made by SERMAC
- Structural analyses with Finite Element Method (FEM)
- Pump frame designed for high torsion rigidity
- Suitable for assembly on 4 axle trucks
- Boom 5-stage, RZ-folding type
- Pipeline Ø 125 mm (5")
- Main components sourced from genuine European manufacturers
- Pumping unit with open hydraulic system
- Concrete S-valve Ø 9"
- Total length < 12 meters (39'4")



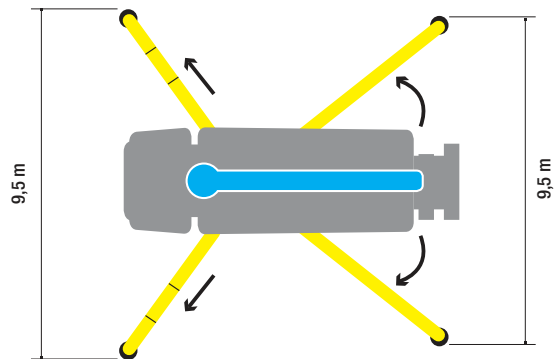
5RZ51



NO WORKING AREA



*Dimensions varying according to truck assembly



PUMPING UNIT G9

	AG9L10-170-80	AG9L10-200-80
THEORICAL OUTPUT (MAX)* PISTON SIDE	170 m ³ /h - 222 yd ³ /h	200 m ³ /h - 261 yd ³ /h
PRESSURE ON CONCRETE (MAX)* PISTON SIDE	80 bar	80 bar
NUMBERS OF CYCLES PER MINUTES	29 1/2/min	34 1/2/min
PISTONS DIAMETER	250 mm	250 mm
CONCRETE CYLINDERS	2000 mm	2000 mm
S-VALVE DIMENSION	9"	9"
CONCRETE HOPPER CAPACITY	650 l	650 l

*Cannot be reached simultaneously



DISTRIBUTION BOOMS

MAX. VERTICAL REACH	50,1 m (164'4")
MAX. HORIZONTAL REACH	46,3 m (151'10")
MAX. DOWNWARD REACH	-37,5 m (123')
NUMBER OF BOOM SECTIONS	5
MIN. UNFOLDING HEIGHT	10,75 m (35'3")
BOOM ROTATION	370°
BOOM SECTION ARTICULATION	90° - 180° - 180° - 247° - 210°
BOOM UNFOLDING SYSTEM	RZ
FRONT OUTRIGGERS	X-type
REAR OUTRIGGERS	Swing-out
FRONT OUTRIGGER SPAN	9,5 m (31'2")
REAR OUTRIGGER SPAN	9,5 m (31'2")
RUBBER END HOSE LENGHT	4 m

STANDARD EQUIPMENT

- Driven by PTO or gear box
- Concrete pipeline made in twin-wall with chromium carbide inserts
- Boom control by proportional distributor "Load Sensing"
- Two sets of radio remote controls provided with 2-speed proportional boom control
- High strength wear parts (S valve, wear plate, compensation ring)
- Automatic hopper greasing unit and manual back-up system
- Safety device on hopper door and hopper grate
- Remote controlled electric vibrator on hopper grate
- Aluminium hopper cover
- Water pump (70 l/min, 30 bar)
- Water tank capacity 900 l
- Lights for hopper lighting, LED
- Working lights, LED
- Metal bin for accessories beside hopper
- Warning horn
- Accessories for cleaning and maintenance
- Declaration of conformity (user and maintenance manual)

ELECTRONIC STABILITY CONTROL SYSTEM

- Sermac Control Stability (SCS - Basic)



ACCESSORIES ON REQUEST

- Air charged sprayer for concrete release agent (25 l, 8 bar)
- Air compressor for pipeline cleaning (850 l/min)
- Automatic boom greasing system
- Automatic release of rubber end hose
- Closing boom safety sensor
- Pipes and rubber end hose holder
- Pressure washer with fan-shaped nozzle (17 l/min, 130 bar)
- Proportional radio control with display
- Stop-flow concrete valve

ELECTRONIC STABILITY CONTROL SYSTEM

- Sermac Control Stability (SCS - Advanced)



More information:

sermacpumps.com

Reserved rights SERMAC S.r.l. : this brochure shows models, equipment (standard and optional), data and technical characteristics subject to modification for machines produced and sold by Sermac S.r.l. The catalog is intended for information purposes and the data shown does not constitute any sales contract. (5RZ51 -04/25).



SERMAC S.p.A

Headquarter: Via A. Manzoni, 146 - 20811 Cesano Maderno, (MB) Italy

Tel. +39 0362 364 320 - Fax +39 0362 163 2000

info@sermacpumps.com

